





13 Scotcheys Place SILVERDALE NSW

4  2  2 

Located at the end of a quiet cul-de-sac you are greeted by private access to this beautiful 1 acre property which is set up with entertainment and peaceful living in mind.

This property is one of six, 1 acre properties with a private access bridge crossing over an open easement creating the exclusive semi-rural living .

Features include;

4 bedroom Eden Brea home only three and a half years old

Main bedroom with his & her walk in robes

Ensuite with double basins

Double garage with auto roller door

Open plan living with separate lounge room

Kitchen with Cesar Stone benchtops and breakfast bar

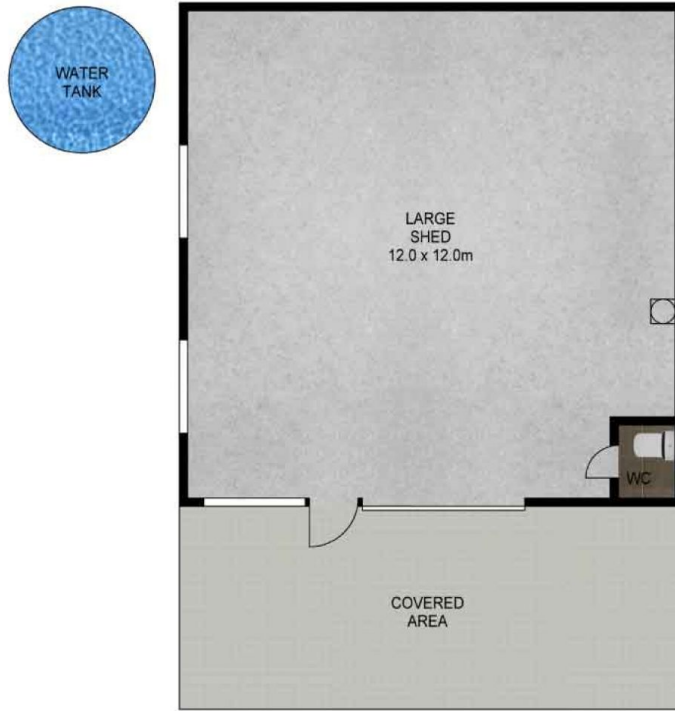
Plantation Shutters

Type : House

Land Size : 4006 sqm

View : <https://www.aitkenre.com.au/8063669>

[For full version visit the website](https://www.aitkenre.com.au)



Scale shown in metres. All dimensions herein are approximate and gathered from sources believed to be reliable. Whilst every effort is made for the accuracy of our floor plans, interested parties should rely on their own enquiries.

13 Scotcheys Place, Silverdale

