






### 10 Atkinson Close Glenmore Park NSW

4  2  4 

Set high on 929m<sup>2</sup> in one of Glenmore Park's most attractive cul-de-sacs, this spacious, solid-as-a-rock, family home is immaculately presented to the market in search of a new family to revel in its convenience and many inclusions. Built on solid foundations the quality of this home cannot be faulted. Add to this the current owners loving attention to the care and maintenance of the home and its thoughtfully landscaped, easy-maintenance surrounds and what is on offer is a home for the ages.

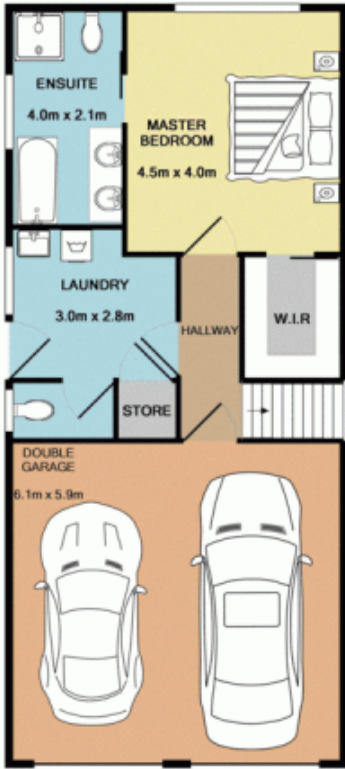
This home is conveniently located for easy access to the M4, as well as local and shopping centres, public transport, cycle routes, a wide variety of parks and a wide selection of quality educational facilities.

**Type** : House  
**Price** : \$ 1,020,000  
**Land Size** : 929 sqm  
**View** : <https://www.aitkenre.com.au/8063329>



**Diego Benitez**  
 02 4733 6999

[For full version visit the website](https://www.aitkenre.com.au)



BASEMENT LEVEL



ENTRANCE FLOOR

Whilst every attempt has been made to ensure the accuracy of the floor plan contained here, measurements of doors, windows, rooms and any other items are approximate and no responsibility is taken for any error, omission, or mis-statement. This plan is for illustrative purposes only and should be used as such by any prospective purchaser. The services, systems and appliances shown have not been tested and no guarantee as to their operability or efficiency can be given.  
Made with Metropix ©2019