






**2 Watsford Court Claremont Meadows NSW**

4  3  4 

Resting on over 700sqm of land and nestled amongst other quality homes is a residence that will make you the envy of your friends. The architecturally designed floor plan has been superbly crafted and will offer a contemporary lifestyle that few can enjoy. Porcelain tiles lead to four bedrooms (TWO with ensuites) all are spacious and complimented by built in robes. The outstanding kitchen with island bench and walk in pantry is the centrepiece of the home and overlooks the casual living space. Ducted air conditioning controls comfort, piped music services the home and alfresco area and security is maximised with the alarm and CCTV system. There is also an enormous oversized double garage which is approximately 6m deep x 9m long and 2.8m high along with excellent side access. With too many features to list an inspection is a must to experience

**Type** : House  
**Land Size** : 714 sqm  
**View** : <https://www.aitkenre.com.au/8063128>

[For full version visit the website](https://www.aitkenre.com.au)