






12 Prunus Close Glenmore Park NSW

5  3  4 

Retaining a strong and unique English flavour, this bespoke residence seamlessly combines traditional Tudor building styles with modern day touches. The floor plan stretches across two levels; there are generous servings of formal and informal spaces, with five bedrooms and an outdoor area suitable for a variety of social gatherings. What a great opportunity to let the children and pets roam free on this great sized block.

- * Awe-inspiring mountain vista
- * Popular First Stage locale
- * Meticulously maintained throughout
- * Ducted reverse air conditioning & slow burning wood fireplace
- * Manicured grounds

Type : House
Land Size : 1092 sqm
View : <https://www.aitkenre.com.au/8063077>

[For full version visit the website](https://www.aitkenre.com.au)