




10 Camellia Avenue Glenmore Park NSW

4  3  6 

This quality large tri-level Clarendon Warwick will suit your needs if you have been searching for that tri-level 'king' of designs over the past decade. Set on a large block with side access and all of the landscaping and improvements are of 'A+' quality. If you know the Warwick design this is the 'larger' model with study and larger rumpus with third bathroom downstairs. The four good sized bedrooms all with built ins and the main with large en suite. A formal lounge and good sized dining plus a family area adjacent to the kitchen allows for plenty of enjoyment with your family and friends. Access from the double garage internally and blend your parties to the large undercover entertaining which has shutters if the weather changes. With loads of under home storage and a large yard your life is about to change. Call now or miss out.

[For full version visit the website](https://www.aitkenre.com.au/8062995)

Type : House
Building Size : 279 sqm
Land Size : 691 sqm
View : <https://www.aitkenre.com.au/8062995>