






2 Watsford Court Claremont Meadows NSW

4  3  4 

Resting on over 700m² of land and nestled amongst other quality homes is a residence that will make you the envy of your friends. The architecturally designed floor plan has been superbly crafted and will offer a contemporary lifestyle that few can enjoy.

Porcelain tiles lead to four spacious bedrooms, all with built-in's and the master bedroom/retreat features a walk in robe and modern ensuite. The seamless floor plan has perfected open plan living without the need to compromise and is ideal for those that like to entertain. The sleek modern kitchen with 40mm island bench/breakfast bar with waterfall edges is the centrepiece of the home and overlooks the casual living space and boasts a stainless steel five burner gas cook top, ducted range hood, dishwasher, and a fantastic walk in pantry. Ducted air

Type : House
Land Size : 714 sqm
View : <https://www.aitkenre.com.au/8062046>

[For full version visit the website](https://www.aitkenre.com.au)