






16/60 Great Western Highway Emu Plains NSW

3  2  4 

Astute investors and savvy owner occupiers will benefit from the many features on offer with this great opportunity! Stretching across two levels the property enjoys spacious bedrooms, an en suite to the main, elevated balcony an open plan lounge/dining. Located close to what counts - you will be doing well to find a better opportunity in market.

Type : Townhouse

View : <https://www.aitkenre.com.au/8057807>

- * Approx 500m to train station
- * Walk to Nepean River & park
- * Close to local eateries
- * Three bedrooms
- * Single garage/utility room
- * Allocated car space
- * Easy access to Penrith

[For full version visit the website](https://www.aitkenre.com.au)

<https://www.aitkenre.com.au>